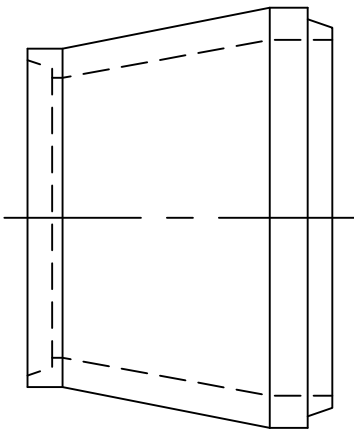
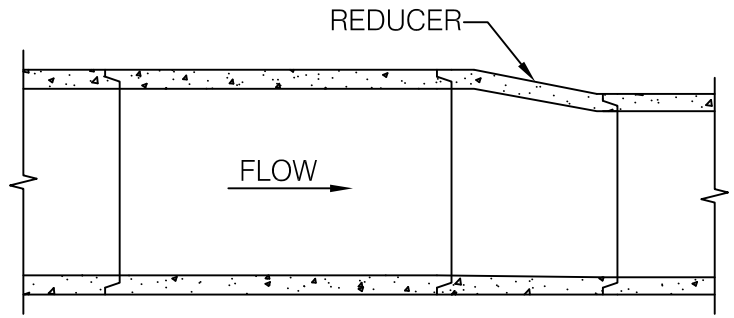
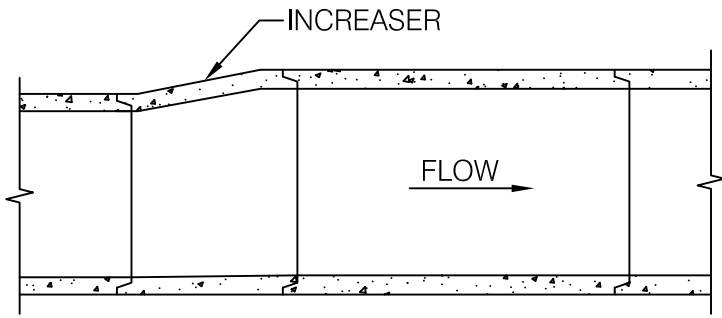
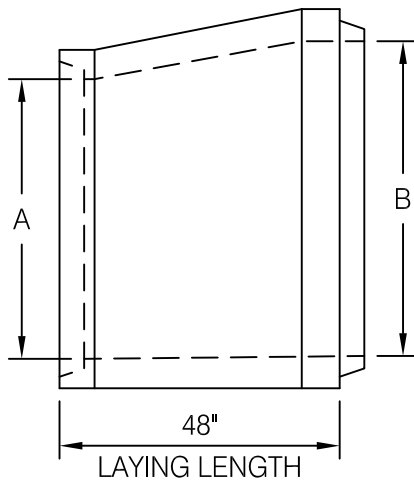


REINFORCED CONCRETE PIPE INCREASER/REDUCER DESIGN DATA



PLAN VIEW



ELEVATION VIEW

Increaser is shown in elevation and plan. Reducer is same except tongue is at small end and groove is at large end.

DIAMETER A TO B INCHES
18 TO 24
24 TO 30
27 TO 30
30 TO 36
33 TO 42
36 TO 42
42 TO 48
48 TO 54
48 TO 60
54 TO 60
60 TO 66
66 TO 72
66 TO 78
72 TO 78
78 TO 84

Steel reinforcing and concrete is to be in accordance with ASTM specifications as required for adjoining pipe sections. Increasers and reducers available in tongue and groove or bell and spigot joint. If bell and spigot, wall thickness may be increased.

Copyright © 2016 Forterra Building Products
All rights reserved. Information on this document is
subject to change without notice.



REINFORCED CONCRETE PIPE
INCREASER/REDUCER DESIGN DATA

SCALE NOT TO SCALE DATE 6/2/2016 DWG. NO. RCPINCREASER